

1. 適用範圍 / SCOPE

WM70 系列保險絲，適用於電信領域。
WM70 series Fuse, used in Telecom.



2. 產品型號 / TYPE

例「example」：

WM70	10A	75V	①系列號 / Series Number
↓	↓	↓	②額定電流 / Rated Current
①	②	③	③額定電壓 / Rated Voltage

3. 額定電流和額定電壓/ RATED CURRENT AND RATED VOLTAGE

額定電流 / Rated Current: 5A~50A


額定電壓 / Rated Voltage: 75V DC

4. 標示 / MARKING

保險絲上需有下列標示/The fuses shall have the following marking

製造工廠的標識+系列號/ Manufacture' s Logo+ Part Number:

額定電流+額定電壓/ Rated Current (A)+ Rated Voltage(V):



注意 / Note :

對標示的大小和位置沒有規定 / Size and position of the markings shall not be provided.

5. 外觀及形狀 / APPEARANCES AND CONFIGURATION

5-1 外觀：不應有破碎、明顯的污斑。

Appearances: There shall not be break up and any remarkable blotch.

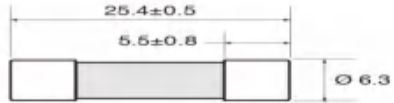

5-2 形狀：小型保險絲。

Configuration: Miniature-Fuse.

6. 工程圖和結構 / OUTLINE DRAWING AND STRUCTURE

6-1 工程圖 (單位: mm) / Outline Drawing and Dimensions (Unit: mm)



WM70-XXX	
WM70-XXX-P	 <p>0-15 Amp : 0.8(REF) >15 Amp : 1.0 (REF) ≥ 40 Amp : 1.2 (REF)</p>

7. 電氣特性 / ELECTRICAL CHARACTERISTICS

電氣特性/Electrical Characteristics			
額定電流/Rated Current	1.0In	1.5In	2.0In
5A ~25A	4 hours Min.	1 hour. Max.	120 sec Max.
30A ~ 50A	4 hours Min.	-	120 sec Max.

說明/Specifications

品名 Type	料號 Ordering P/N		額定 電壓 Rated Voltage	額定 電流 Rated Current	分斷能力 Breaking Capacity	冷電阻 Typ. Cold Resistance (mΩ)	電壓降 Typ. Voltage drop (mV)	功耗 Power Loss (W)	I _{2t} 值 Typical Pre- Arcing I ² t(A ² Sec)
	WM70-XXX	WM70-XXX-P							
WM70	WM70-5	WM70-5-P	75V DC	5A	2500A 75VDC	22.5	158	0.80	45
	WM70-10	WM70-10-P		10A		8.70	118	1.20	240
	WM70-15	WM70-15-P		15A		6.30	137	2.10	460
	WM70-20	WM70-20-P		20A		3.70	120	2.40	1300
	WM70-25	WM70-25-P		25A		2.90	118	3.00	2100
	WM70-30-ZG	WM70-30-ZG-P		30A		1.90	88	2.65	5300
	WM70-40-ZG	WM70-40-ZG-P		40A		1.30	83	3.35	13000
	WM70-50-ZG	WM70-50-ZG-P		50A		1.00	80	4.00	18200

I_{2t} 值以 10 倍電流為準 / Typical Pre-arcing I²t are measured at 10In Current

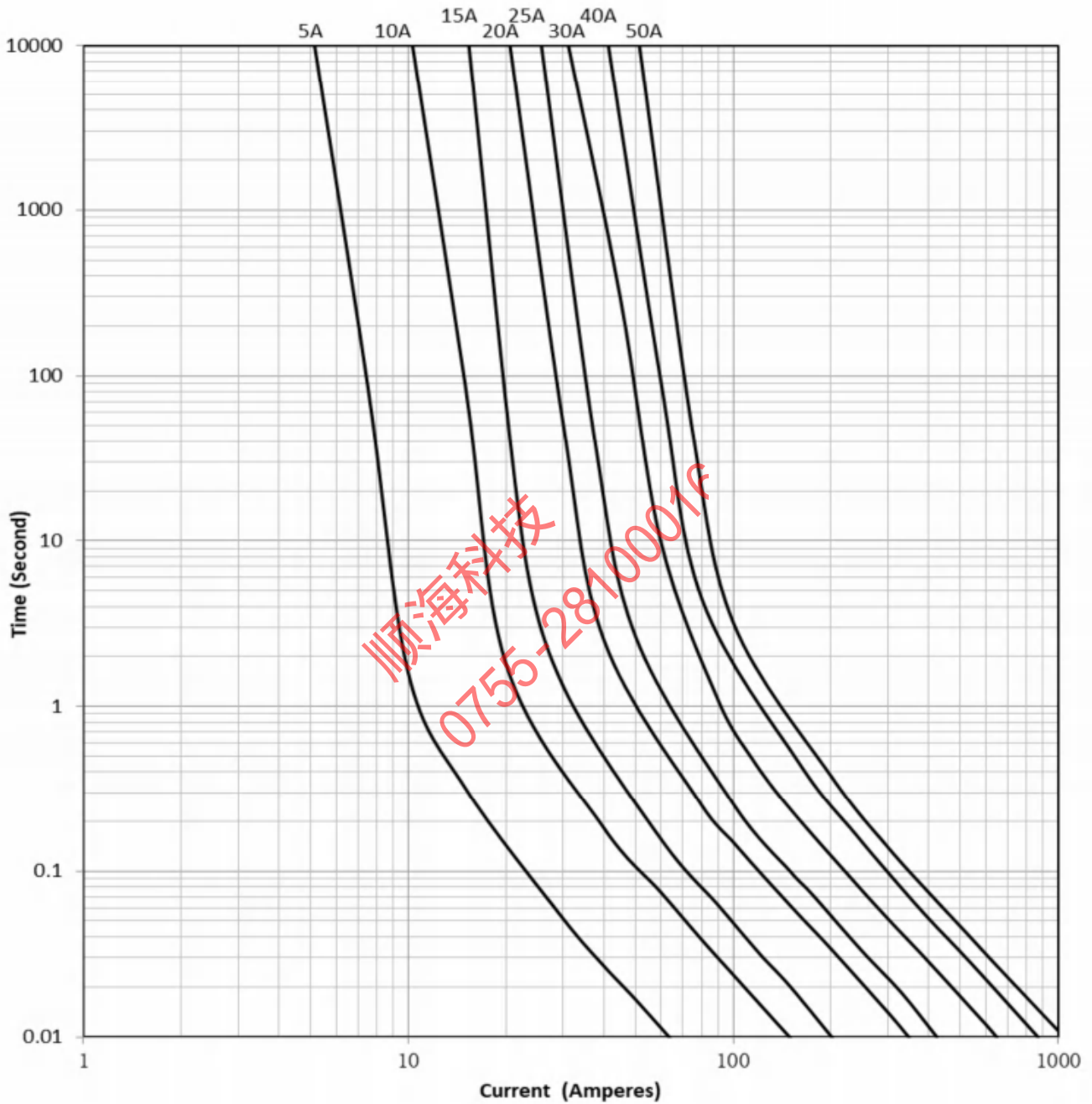
25A 以上規格: 10KA 雷擊測試 (差模) / 25A and above rating pass Lightning Test 10kA (Differential Mode)

若有其它要求請與供應商聯系 / For the ratings other than above, please contact your sales representative.

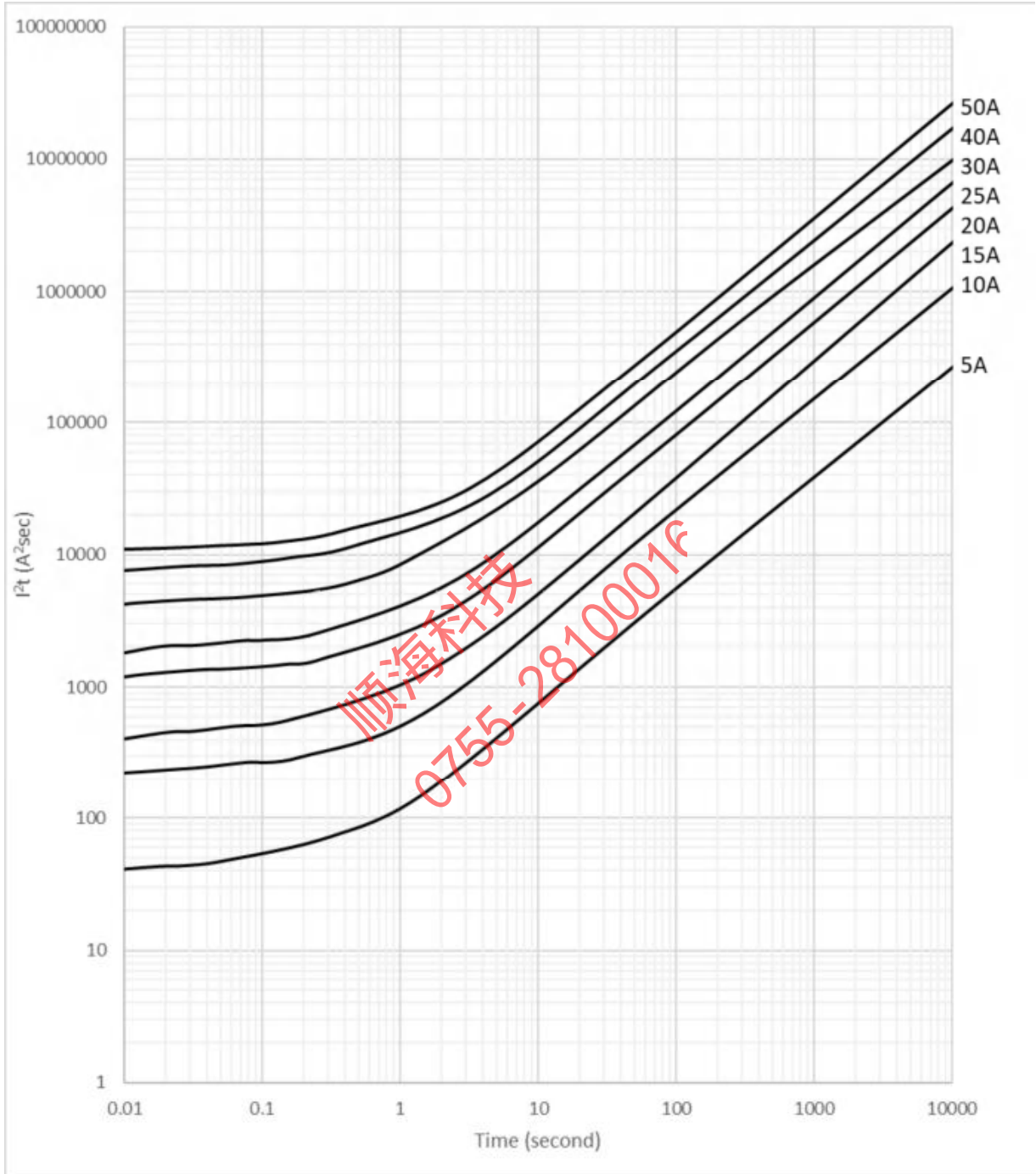
8. 時間-電流曲線 Time-Current Curve



Time Current Curve



時間-I²T 曲線 Time-I²T Curve



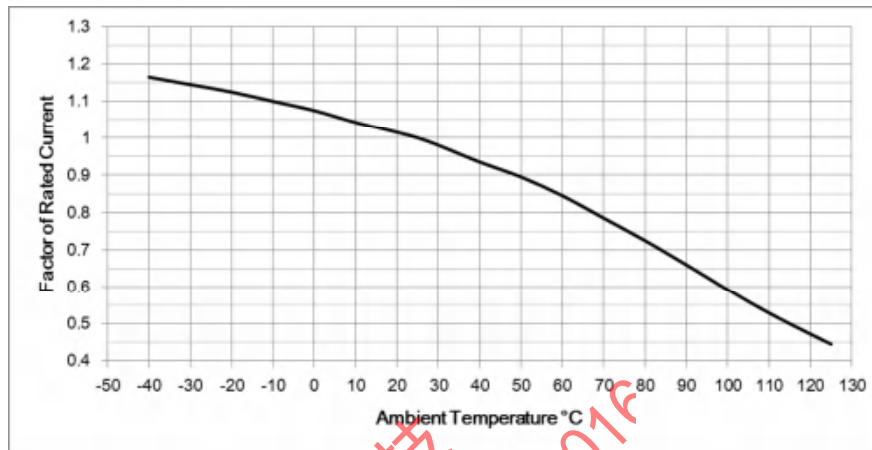
9. 環境特性 / ENVIRONMENTAL CHARACTERISTIC

9-1 操作溫度範圍: $-55^{\circ}\text{C} \sim 125^{\circ}\text{C}$ / Operating Temperature: $-55^{\circ}\text{C} \sim 125^{\circ}\text{C}$

若貴司操作環境溫度超出 $25 \pm 5^{\circ}\text{C}$ 範圍，在選用保險絲規格時，需考慮操作環境溫度對保險絲的影響。
請參照：溫度-電流曲線圖。

When choosing the fuse's specification, if the operating environmental temperature beyond the scope from 20°C , you should consider the environmental temperature's affection to fuses.

Please refer : Temperature-Current curve:



9-2 存儲條件 / Storage Conditions

在溫度 $+10^{\circ}\text{C} \sim 60^{\circ}\text{C}$ 、相對濕度 $\leq 75\%$ 的密閉條件下可存放 3 年。

Under airtight in temperature $+10^{\circ}\text{C} \sim 60^{\circ}\text{C}$ 、relative humidity $\leq 75\%$ can store 3 years.

在溫度 $+10^{\circ}\text{C} \sim 60^{\circ}\text{C}$ 、相對濕度為 95% 的非露天下最多可存放 30 天。

Without dew in temperature $+10^{\circ}\text{C} \sim 60^{\circ}\text{C}$ 、relative humidity be 95% maximum value for 30 days.

10. 安裝方式及條件 / INSTALLATION WAY AND PARAMETERS

10-1 圓管 ,提供其他安裝方式選擇

Cartridge, optional for other installtion

10-2 建議客戶焊接參數 / Recommended Customer Soldering Parameters

波峰焊參數 / Wave Parameters:

錫爐溫度 / Solder Pot Temperature: $260 \pm 3^{\circ}\text{C}$

焊接時間 / Solder Dwell Time: 10s Max

手工焊參數 / Hand-Solder Parameters:

烙鐵溫度 / Solder Iron Temperature: $350 \pm 5^{\circ}\text{C}$

焊接時間 / Heating Time: 5 s Max

11.安全認證及編號 / STANDARDS AND APPROVALS

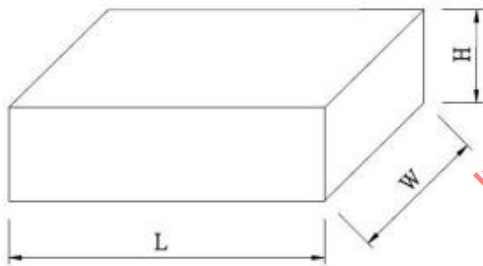
UR	E56092 (5A~50A JFGA2)
CUR	E56092 (5A~50A JFGA8)

12.包裝及數量 / Packing And Quantity

12-1 數量/ Quantity

規格 Specs	袋 Inner polybag	小盒 Inner small box .	大盒 Inner big box	外箱 outer carton
WM70-XXX	500 PCS	/	500PCS	10000 PCS
WM70-XXX-P	200PCS	/	/	2000 PCS

12-2 內盒(大) / Inner big box

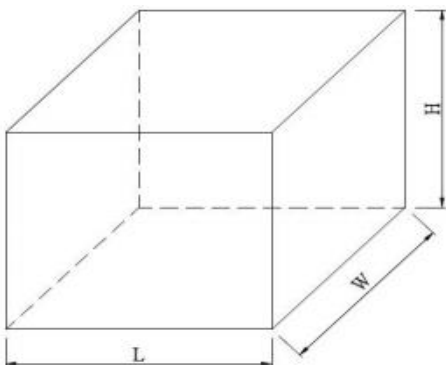


單位/Unit : mm

規格/ Specs	L	W	H
WM70-XXX	185±3	75±3	65±3
WM70-XXX-P	/	/	/



12-3 外包裝箱/Outer box of packing



單位/Unit : mm

規格/ Specs	L	W	H
WM70-XXX	400±5	380±5	140±5
WM70-XXX-P	380±5	245±5	200±5

13. 其他 / OTHERS

13-1 如果在使用中有超出本規格書的要求，必須經由雙方協商確認。

In the event that an impropriety is found beyond this specification, it shall be fixed by mutual agreement between the parties.

13-2 如果本規格書有不適當的情況，必須通過雙方協商並由本公司修改。

In the event that an impropriety is found in this specification, WALTER ELECTRONIC CO., LTD. shall amend it by mutual agreement between the parties.



順海科技
0755-28100016

版次	製作	確認	審核
第五版	侯愛珍	吳讓彬	Andrew



UL iQ for Fuses



Fuses

E56092

Guide Information

SUZHOU WALTER ELECTRONIC CO LTD

NO.99 Xinli Road, Fenhu Technic Development Zone, Wujiang Jiangsu 215211 CN

WM70. xxxP (xxx will be 0.1-50)

Supplemental fuses: filled-tube

<u>Size</u> mm(in)	<u>Amps</u> (A)	<u>Volts</u> (V)	<u>Interrupting</u> <u>Rating (A)</u>
6.3 x 25.4 (0.25 x 1.00)	0.1 - 20	250Vac	10000
	0.1 - 20	400Vdc	2000
	0.1 - 30	400Vdc	300
	0.1 - 50	75Vdc	2500

Report Date: 2016-04-01

Last Revised: 2018-04-13

© 2019 UL LLC



顺海科技
0755-28100016