

1. 適用範圍 / SCOPE

WH25 系列保險絲，適用於純電動汽車和混合動力汽車的直流熔斷器

WH25 series Fuse, general purpose DC fuse for EV/HEV



2. 產品型號 / TYPE

例「example」：

WH25	50A	800V
1	2	3

① 系列號 / Series Number
② 額定電流 / Rated Current
③ 額定電壓 / Rated Voltage

3. 額定電流和額定電壓 / RATED CURRENT AND RATED VOLTAGE

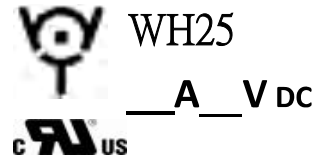
額定電流 / Rated Current: 50A ~100A

額定電壓 / Rated Voltage: 800V DC

4. 保險絲上需有下列標示 / The fuses shall have the following marking

製造工廠的標識+系列號 / Manufacture's Logo+ Part Number:

額定電流+額定電壓 / Rated Current (A)+ Rated Voltage:



注意 / Note :

對標示的大小和位置沒有規定 / Size and position of the markings shall not be provided.

5. 外觀及形狀 / APPEARANCES AND CONFIGURATION

5-1 外觀：不應有破碎、明顯的污斑。

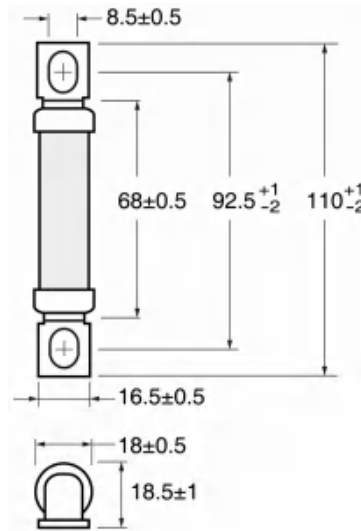
Appearances: There shall not be break up and any remarkable blotch.

5-2 形狀：小型保險絲。

Configuration: Miniature-Fuse.

6. 工程圖和結構 / OUTLINE DRAWING AND STRUCTURE

6-1 工程圖（單位：mm） / Outline Drawing and Dimensions (Unit: mm)



7. 電氣特性 / ELECTRICAL CHARACTERISTICS

% of Ampere Rating (A)	Operating	
	Min	Max
100%	14400s	-
200%	1s	300s
300%	200ms	30s
500%	100ms	10s

品名 Type	料號 Ordering P/N	額定電流 Rated Current	額定電壓 Rated Voltage	電阻 Typical cold resistance (mohm)	分斷能力 Breaking Capacity	電壓降 Typical voltage drop (mV)	I ² t 值 I ² t (A ² S)	典型功耗 Typical power dissipation (W)
	WH25-XXX-M8							
WH25	WH25-50-M8	50A	800Vdc	2.67	800Vdc/ 10kA	190	8800	9.5
	WH25-60-M8	60A		2.32		200	12500	12
	WH25-80-M8	80A		1.56		190	30000	15
	WH25-100-M8	100A		1.13		180	54000	18

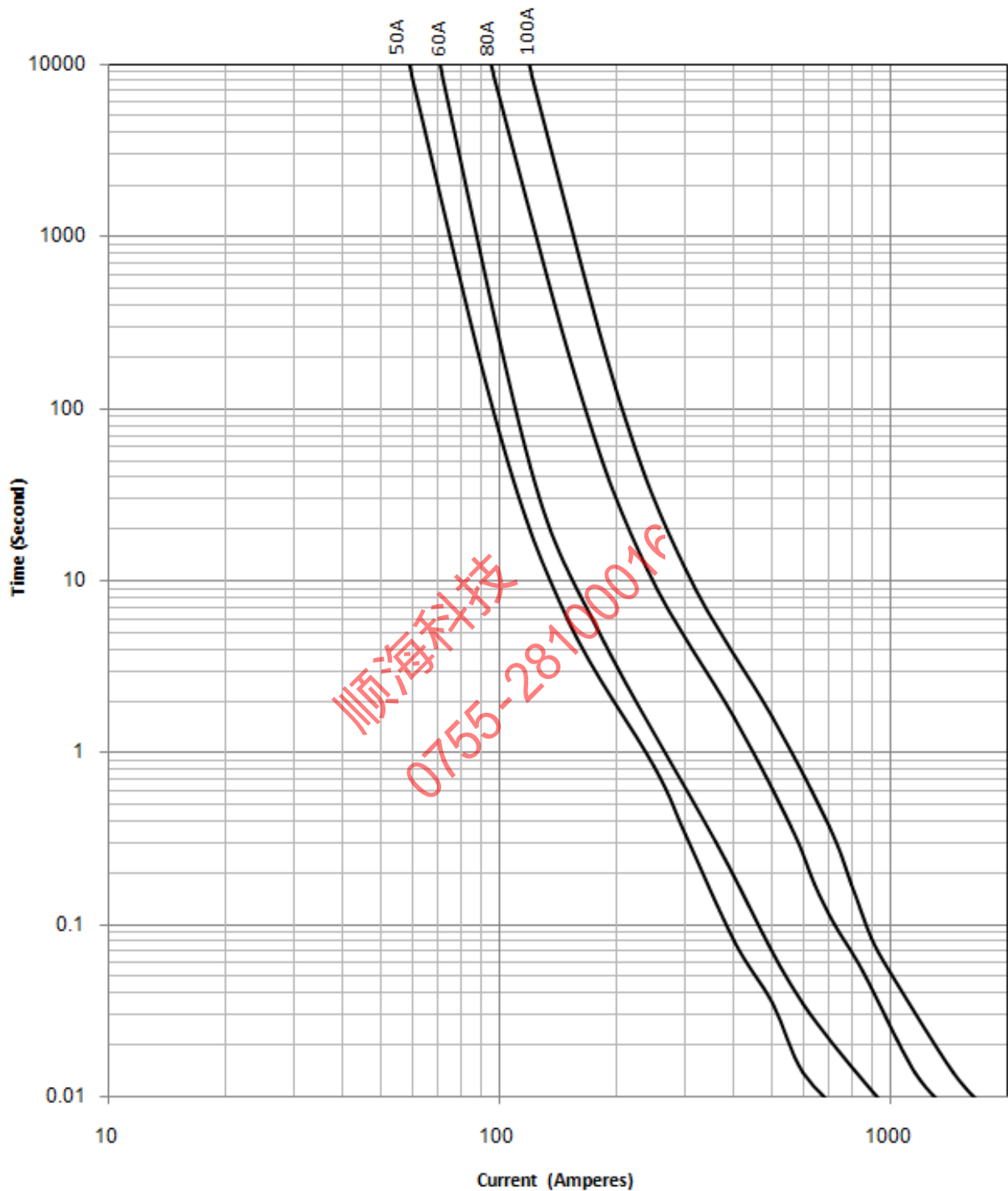
Percentage of change in fuse current carry capability Change in ambient temperature

熔斷器隨溫度變化降額係數: -0.13%/°C *Temperature Rise

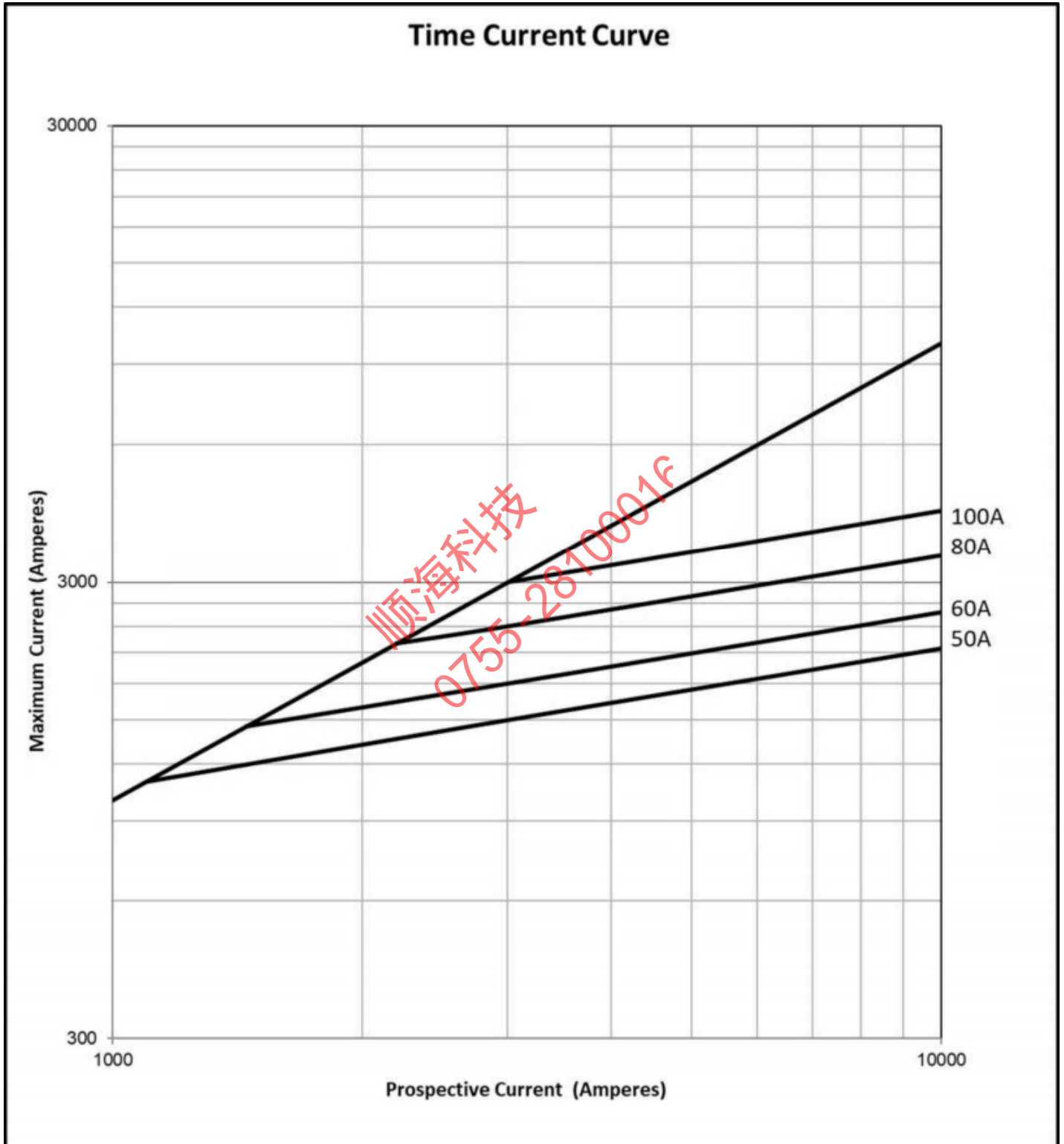
溫升: ≤45K with 60% of rated current 60%額定電流小於等於 45K



8. 時間電流曲綫 Time-Current Curve



9. 截斷電流曲線 Peak Let-Through Curve Curve

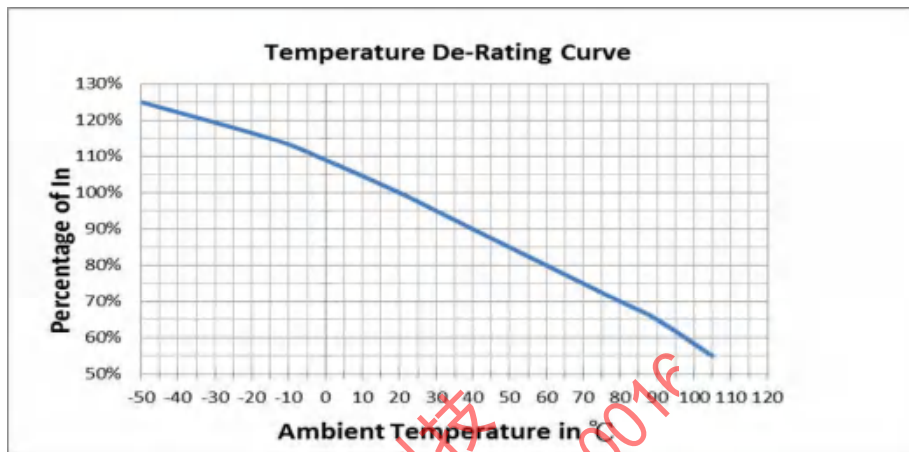


10. 環境特性 / ENVIRONMENTAL CHARACTERISTIC

10-1 操作溫度範圍: -55°C ~ 125°C / Operating Temperature: -55°C ~ 125°C

若貴司操作環境溫度超出25±5°C範圍，在選用保險絲規格時，需考慮操作環境溫度對保險絲的影響。
請參照：溫度-電流曲綫圖。

When choosing the fuse's specification, if the operating environmental temperature beyond the scope from 20~30°C, you should consider the environmental temperature's affection to fuses.
Please refer : Temperature-Current curve:



10-2 存儲條件 / Storage Conditions

在溫度+10°C ~ 60°C、相對≤75%的密閉條件下可存放3年。

Under airtight in temperature+10°C ~ 60°C、relative humidity ≤75% can store 3 years.

在溫度+10°C ~ 60°C、相對濕度為95%的非露天下最多可存放30天。

Without dew in temperature+10°C ~ 60°C、relative humidity be 95% maximum value for 30days.

11. 安裝方式及條件 / INSTALLATION WAY AND PARAMETERS

11-1 螺栓安裝,提供其他安裝方式選擇

Stud-mount, optional for other installtion

12. 安全認證及編號 / STANDARDS AND APPROVALS

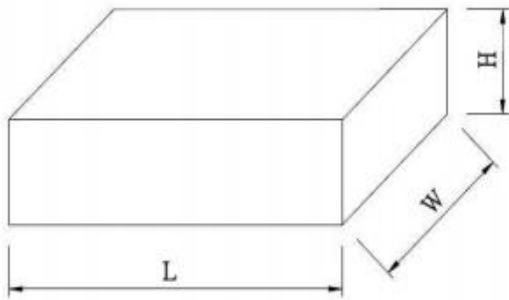
UR	E483392 (5A~80A JDYX2)
CUR	E483392 (5A~80A JDYX8)

13. 包裝及數量 / Packing and Quantity

13-1 包裝數量 / Packing Quantity

規格 Specification	內盒 / Inner box	外箱 / Outer carton
WH25-XXX-M8	12PCS	288PCS

13-2 內包裝盒/Inner box of packing

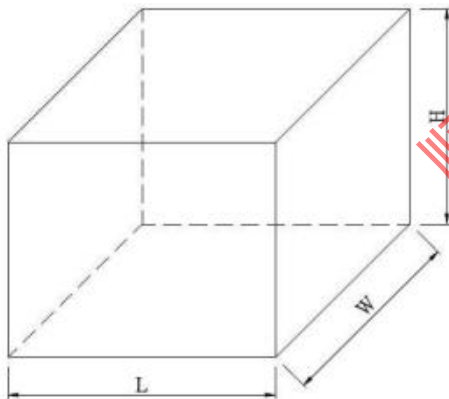


單位/Unit : mm

規格/Specification	L	W	H
WH25-XXX-M8	115±3	110±3	45±3



13-3 外包裝箱/Outer box of packing



單位/Unit : mm

規格/Specification	L	W	H
WH25-XXX-M8	380±5	245±5	200±5

14. 其他 / OTHERS

14-1 如果在使用中有超出本規格書的要求，必須經由雙方協商確認。

In the event that an impropriety is found beyond this specification, it shall be fixed by mutual agreement between the parties.

14-2 如果本規格書有不適當的情況，必須通過雙方協商并由本公司修改。

In the event that an impropriety is found in this specification, WALTER ELECTRONIC CO., LTD. shall amend it by mutual agreement between the parties.

版次	製作	確認	審核
第五版	King	Neil	Andrew

JFHR8.E483392 - SPECIAL-PURPOSE FUSES CERTIFIED FOR CANADA - COMPONENT

Special-purpose Fuses Certified for Canada - Component

See General Information for Special-purpose Fuses Certified for Canada - Component

SUZHOU WALTER ELECTRONIC CO LTD

E483392

NO.99 Xinli Road

Fenhu Technic Development Zone

Wujiang, Jiangsu 215211 CHINA

Capacitor fuse, Model(s) WHCT, WHEET, WHET, WHFM, WHFMM, WLCT, WLET, WLMMT, WLMT

Fuses, for protection of semiconductor device, Model(s) HV110, HV110.PV followed by 0.1 thru 32, followed by AP or BP or CP or TH or blank

Fuses, for protection of semiconductor device, Model(s) WH60

Fuses, for protection of semiconductor device, Model(s) WL10, followed by 0.1 thru 50, followed by AP or BP or CP or TH or blank

Fuses, for protection of semiconductor device, Model(s) WL20 followed by 0.1 thru 50, followed by AP or BP or P1 or I or blank

Fuses, for protection of semiconductor device, Model(s) WL25 followed by 0.1 thru 32, followed by AP or BP or CP or P1 or blank

Fuses, for protection of semiconductor device, Model(s) WL30 followed by 0.1 thru 32, followed by AP or BP or P1 or I or blank

Fuses, for protection of semiconductor device, Model(s) WL35, followed by 0.1 thru 50, followed by AP or BP or CP or TH or blank

Fuses, for protection of semiconductor device, Model(s) WL40 followed by 0.1 thru 32, followed by AP or BP or CP or P1 or blank

Fuses, for protection of semiconductor device, Model(s) WL50 followed by 0.1 thru 32, followed by AP or BP or I or P1 or blank

Semiconductor Fuse, Model(s) WD22, followed by -100 thru -400, and may followed by M8, M10, CT or blank

Semiconductor Fuse, Model(s) WD25, followed by -100 thru -400, and may followed by M8, M10, CT or blank.

Semiconductor Fuse, Model(s) WD35, followed by -100 thru -400, and may followed by M8, M10, CT or blank

Semiconductor Fuse, Model(s) WD38, followed by -100 thru -400, and may followed by M8, M10, CT or blank; followed by -300 thru -630, followed by VT.

Semiconductor Fuse, Model(s) WD60, followed by -100 thru -400, followed by BT, CT, CTB, M8, M10 or blank; followed by -300 thru -700, followed by VT, followed by M8, M10 or blank

Semiconductor Fuse, Model(s) WD63, followed by -100 thru -400, followed by BT, CT, CTB, M8, M10 or blank; followed by -300 thru -700, followed by VT, followed by M8, M10 or blank.

Semiconductor Fuse, Model(s) WE30, followed by -50 thru -200, and may followed by M8, M10 or blank

Semiconductor Fuse, Model(s) WE35, followed by -50 thru -200, and may followed by M8, M10 or blank

Semiconductor Fuse, Model(s) WE38, followed by -50 thru -200, and may followed by M8, M10 or blank.

Semiconductor Fuse, Model(s) WE40, followed by -50 thru -200, and may followed by M8, M10 or blank

Semiconductor Fuse, Model(s) WE50, followed by -30 thru -400, followed by M8, M10 or blank

Semiconductor Fuse, Model(s) WE53, followed by -30 thru - 400, followed by M8, M10 or blank

Semiconductor Fuse, Model(s) WE55, followed by -30 thru - 400, followed by M8, M10 or blank

Semiconductor Fuse, Model(s) WH25, followed by -5 thru -80, and may followed by M6, M8 or blank

Semiconductor Fuse, Model(s) WH28, followed by -5 thru -80, and may followed by M6, M8 or blank.

Semiconductor Fuse, Model(s) WH30, followed by -5 thru - 100, followed by A, M6, M8, M8L or blank

Semiconductor Fuse, Model(s) WH33, followed by -5 thru - 100, followed by A, M6, M8, M8L or blank

Semiconductor Fuse, Model(s) WH40, followed by -5 thru - 100, followed by A, M6, M8, M8L or blank



Semiconductor Fuse, Model(s) WH42, followed by -5 thru - 100, followed by A, M6, M8, M8L or blank

Semiconductor Fuse, Model(s) WH62, followed by -5 thru -200, and may followed by A, M6, M8, M8L or blank

Special Purpose Fuse, Model(s) WM70, followed by ampere 0.1-63 and may followed by suffix P, BT or Blank

Special Purpose Fuses, Model(s) LFC, LFP

@ - followed by 0.1 thru 32, followed by AP or BP or CP or TH or blank.

Marking: Company name or trademark  , model designation and the Recognized Component Mark for Canada,  .

Last Updated on 2019-09-12

The appearance of a company's name or product in this database does not in itself assure that products so identified have been manufactured under UL's Follow-Up Service. Only those products bearing the UL Mark should be considered to be Certified and covered under UL's Follow-Up Service. Always look for the Mark on the product.

UL permits the reproduction of the material contained in the Online Certification Directory subject to the following conditions: 1. The Guide Information, Assemblies, Constructions, Designs, Systems, and/or Certifications (files) must be presented in their entirety and in a non-misleading manner, without any manipulation of the data (or drawings). 2. The statement "Reprinted from the Online Certifications Directory with permission from UL" must appear adjacent to the extracted material. In addition, the reprinted material must include a copyright notice in the following format: "© 2019 UL LLC"