




1. 用範圍 / SCOPE

WN40 系列小型保險絲，適用於通訊、工業設備及一般電源。
 WN40 series Miniature-Fuse, used in Communication、Industrial facilities and General power .

2. 產品型號 / TYPE

例「example」：

| | | | |
|------|-----|------|---|
| WN40 | 25A | 300V |  |
| ↓ | ↓ | ↓ | ↓ |
| ① | ② | ③ | ④ |

①系列號/Series Number
 ②額定電流/rated Current
 ③額定電壓/Rated Voltage

3. 額定電流和額定電壓/ RATED CURRENT AND RATED VOLTAGE

額定電流 / Rated Current: 25A

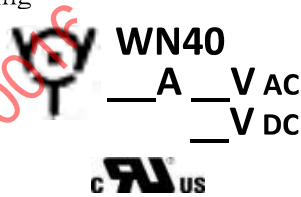
額定電壓 / Rated Voltage: 300VAC DC

4. 標示 / MARKING

保險絲上需有下列標示/The fuses shall have the following marking

製造工廠的標識+系列號/ Manufacture' s Logo+ Part Number:

額定電流+額定電壓/ Rated Current (A)+ Rated Voltage(V)



注意 / Note :

對標示的大小和位置沒有規定 / Size and position of the markings shall not be provided.

5. 外觀及形狀 / APPEARANCES AND CONFIGURATION

5-1 外觀：不應有破碎、明顯的污斑。

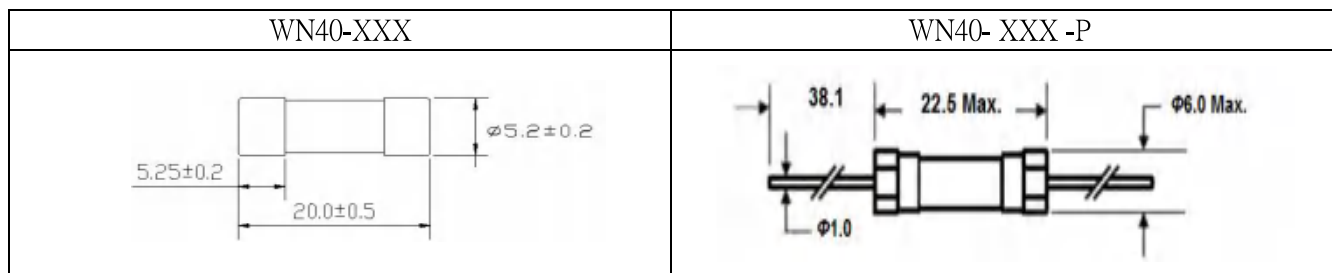
Appearances: There shall not be break up and any remarkable blotch.

5-2 形狀：小型保險絲。

Configuration: Miniature-Fuse.

6. 工程圖和結構 / OUTLINE DRAWING AND STRUCTURE

6-1 工程圖（單位：mm） / Outline Drawing and Dimensions (Unit: mm)





7. 電氣特性 / ELECTRICAL CHARACTERISTICS

| | | |
|---------------|-------------|-------------|
| Rated Current | 1.0In | 2.0In |
| 25A | 4 hour min. | 120 sec max |

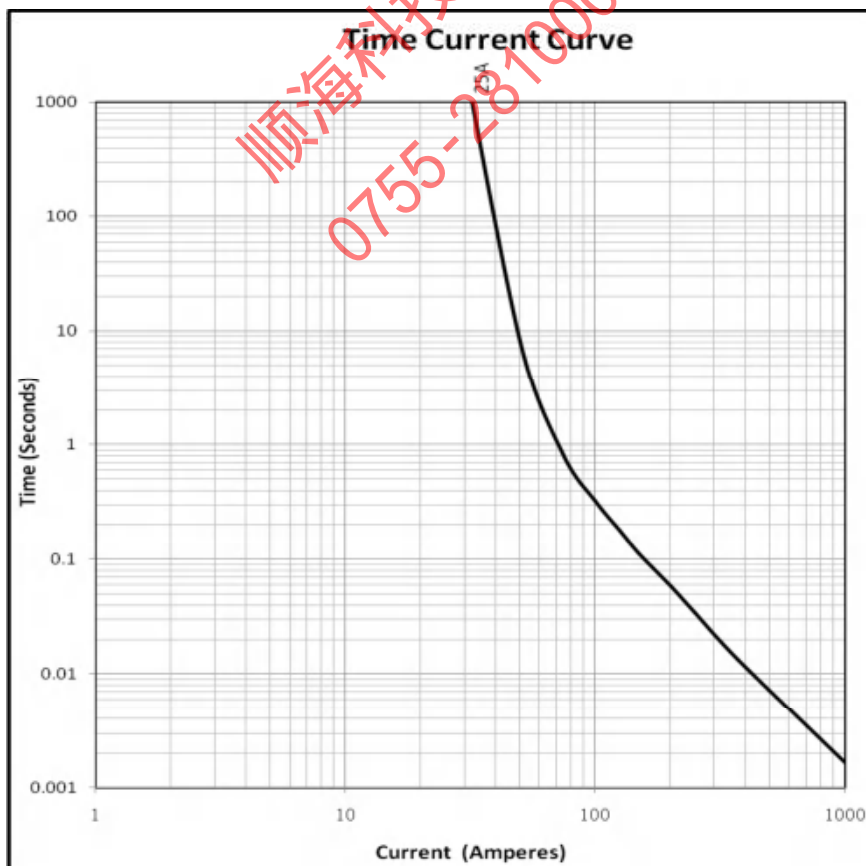
說明/Specifications

| 品名 Part No | 料號 Ordering P/N | | 額定電壓 Rated Voltage | | 額定電流 Rated Current | 分斷能力 Breaking Capacity (A) | | 電阻 Typical. Cold. Resistance (mΩ) | 電壓降 Maximum Voltage Drop (mV) | I ² t 值 Typical Pre-Arcing I ² t (A ² Sec) |
|---------------|--------------------|------------|-----------------------|------|-----------------------|-------------------------------|--------|--------------------------------------|----------------------------------|--|
| | | | | | | 300Vac | 300Vdc | | | |
| WN40 | WN40-XXX | WN40-XXX-P | AC/DC | | 25A | 300A | 300A | 2.9 | 120 | 1850 |
| | WN40-25 | WN40-25-P | 300V | 300V | | 300A | 300A | | | |

* DC Cold Resistance are measured at <10% of rated current in ambient temperature of 25°C

* Typical Pre-arcing I²t are measured at 10In Current

8. 時間電流曲線 Time-Current Curve



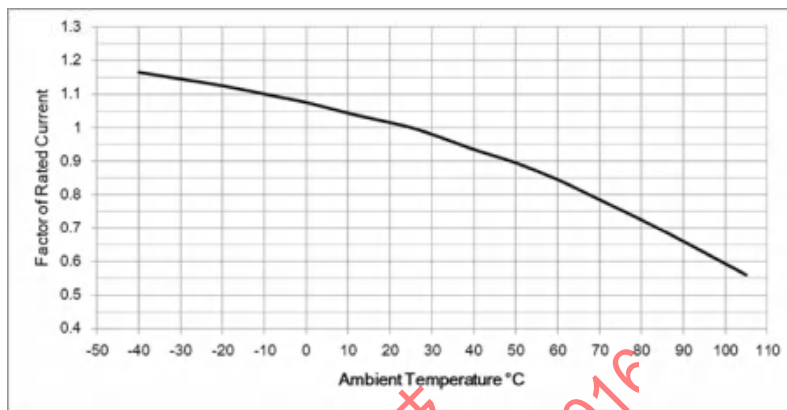
9. 環境特性 / ENVIRONMENTAL CHARACTERISTIC

9-1 操作溫度範圍: -40°C ~ 125°C / Operating Temperature: -40°C ~ 125°C

若貴司操作環境溫度超出25±5°C範圍，在選用保險絲規格時，需考慮操作環境溫度對保險絲的影響。
請參照：溫度-電流曲線圖。

When choosing the fuse's specification, if the operating environmental temperature beyond the scope from 20~30°C, you should consider the environmental temperature's affection to fuses.

Please refer : Temperature-Current curve:



9-2 存儲條件 / Storage Conditions

在溫度+10°C ~ 60°C、相對濕度 ≤ 75%的密閉條件下可存放 3 年。
Under airtight in temperature +10°C ~ 60°C、relative humidity ≤ 75% can store 3 years.

在溫度+10°C ~ 60°C、相對濕度為 95%的非露天下最多可存放 30 天。
Without dew in temperature +10°C ~ 60°C、relative humidity be 95% maximum value for 30days.

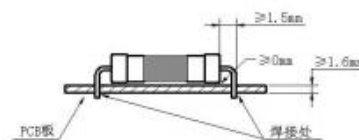
10. 安全認證及編號 / STANDARDS AND APPROVALS

| | |
|-----|---------------------------|
| UR | E56092 (100mA~30A JDYX2) |
| CUR | E56092 (100mA~30A JDYX8) |

11. 安裝方式及條件 / INSTALLATION WAY AND PARAMETERS

11-1 建議如下圖安裝方式安裝，並滿足所要求的尺寸。

Propose that the following picture installation way is installed, and satisfied the required size.



11-2 建議客戶焊接參數 / Recommended Customer Soldering Parameters

波峰焊參數 / Wave Parameters:

錫爐溫度 / Solder Pot Temperature: 260±3°C

焊接時間 / Solder Dwell Time: 10s Max

手工焊參數 / Hand-Solder Parameters:

烙鐵溫度 / Solder Iron Temperature: 350±5°C

焊接時間 / Heating Time: 5 s Max



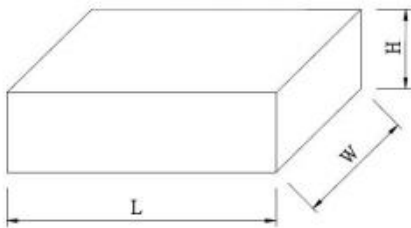
12 包裝 / PACKING

12-1 數量 / Quantity

| 規格/Specs | 袋 Inner polybag | 小盒 Inner small box . | 大盒 Inner big box | 外箱 outer carton |
|-------------------------------------|--------------------|-------------------------|---------------------|--------------------|
| WN40-XXX (rated current $\geq 3A$) | 500 PCS | / | 500 PCS | 10K PCS |
| WN40-XXX-P | / | / | 100 PCS | 1800 PCS |

12-2 盒裝(大) / Inner big box

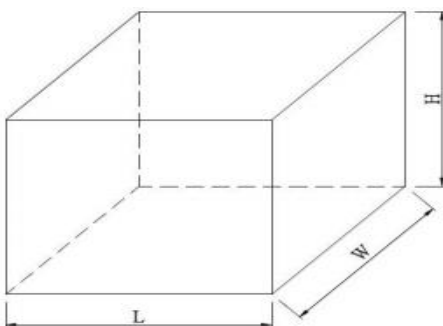
單位/Unit: mm



| 規格/ Specs | L | W | H |
|-------------------------------------|-------|-------|------|
| WN40-XXX (rated current $\geq 3A$) | 185±3 | 75±3 | 65±3 |
| WN40-XXX-P | 140±3 | 105±3 | 45±3 |

12-3 外箱 / Outer carton

單位/Unit : mm



| 規格/ Specs | L | W | H |
|-------------------------------------|-------|-------|-------|
| WN40-XXX (rated current $\geq 3A$) | 400±5 | 380±5 | 140±5 |
| WN40-XXX-P | 380±5 | 245±5 | 200±5 |

13. 其他 / OTHERS

13-1 如果在使用中有超出本規格書的要求，必須經由雙方協商確認。

In the event that an impropriety is found beyond this specification, it shall be fixed by mutual agreement between the parties.

13-2 如果本規格書有不適當的情況，必須通過雙方協商並由本公司修改。

In the event that an impropriety is found in this specification, WALTER ELECTRONIC CO., LTD. shall amend it by mutual agreement between the parties.



順海科技
0755-28100016

| 版次 | 製作 | 確認 | 審核 |
|-----|-----|-------|--------|
| 第一版 | 蔡小梅 | Kevin | Andrew |



UL iQ for Fuses



Fuses

E56092

Guide Information

SUZHOU WALTER ELECTRONIC CO LTD

NO.99 Xinli Road, Fenhu Technic Development Zone, Wujiang Jiangsu 215211 CN

WN40-XX XX represents rated current

Supplemental fuses: pigtail leads, filled-tube, cartridge enclosed

| <u>Size</u> mm(in) | <u>Amps</u> (A) | <u>Volts</u> (V) | <u>Interrupting</u> <u>Rating (A)</u> |
|---------------------------|--------------------|---------------------|--|
| 5.54 x 21.1 (0.22 x 0.83) | 0.1 - 10 | 300Vac | 3000 |
| | 0.1 - 10 | 300Vdc | 3000 |
| | 0.1 - 30 | 300Vdc | 300 |
| | 0.1 - 30 | 300Vac | 300 |

Report Date: 2016-04-01

Last Revised: 2018-10-23

© 2019 UL LLC



顺海科技
0755-28100016



UL iQ for Fuses



Fuses

E56092

Guide Information

SUZHOU WALTER ELECTRONIC CO LTD

NO.99 Xinli Road, Fenhu Technic Development Zone, Wujiang Jiangsu 215211 CN

WN40-XXP XX represents rated current

Supplemental fuses: pigtail leads, filled-tube, cartridge enclosed

| <u>Size</u> mm(in) | <u>Amps</u> (A) | <u>Volts</u> (V) | <u>Interrupting</u> <u>Rating (A)</u> |
|---------------------------|--------------------|---------------------|--|
| 5.54 x 21.1 (0.22 x 0.83) | 0.1 - 10 | 300Vac | 3000 |
| | 0.1 - 10 | 300Vdc | 3000 |
| | 0.1 - 30 | 300Vdc | 300 |
| | 0.1 - 30 | 300Vac | 300 |

Report Date: 2016-04-01

Last Revised: 2018-10-23

© 2019 UL LLC



顺海科技
0755-28100016